


VOLUME 4

NUMBER 2

2013

ISSN 2218-7987

International Journal of
Mathematics
and **Physics**



Al-Farabi Kazakh National University

International Journal of Biology and Chemistry

Quarterly Journal of the al-Farabi Kazakh National University

Volume 4

Number 2

2013

Contents

S. Dalabaev, S.T. Mukhambetzhano, B.A. Urmashev, Z.M. Abdiakhmetova Noise-immunity of system using pseudo-noise signal.....	4
J.A. Tokibetov, G.E. Abduahytova Multivariate analogues of the Cauchy-Riemann system and representations of a solution through harmonic functions.....	8
B.E. Kanguzhin, G.M. Nalzhupbayeva On trace formulae for second order ordinary differential operators.....	14
A. Issakhov Mathematical modeling of influence of the thermal power plant to aquatic environment at the reservoir – cooler.....	20
Zh.E. Temirbekova, Zh. M. Merenbaev Parallel image processing for remote sensing.....	26
Z.Zh. Zhanabaev, Y.T. Kozhagulov, S.A. Khokhlov Scale invariance criteria of dynamical chaos	29
Yu.V. Arkhipov, A.B. Ashikbayeva, A. Askaruly, A.E. Davletov1, and I.M. Tkachenko Dynamic conductivity of Kelbg-pseudopotential-modelled plasmas	38
Yu.V. Arkhipov, A.B. Ashikbayeva, A. Askaruly, and I.M. Tkachenko Dynamic collision frequency of Kelbg-pseudopotential-modelled plasmas.....	44
N.Kh. Bastykova1, S.K. Kodanova, T.S. Ramazanov, S.A. Mayorov Kinetic Characteristics of Electron Drift in Gas Discharge Plasma.....	50
Boshkayev Kuantay Lifetime of Uniformly Rotating Super-Chandrasekhar Mass White Dwarfs.....	59
A.E. Davletov, L.T. Yerimbetova, A.K. Ospanova Radial distribution functions and thermodynamics of macroparticles in dusty plasmas.....	64
Zh.A. Moldabekov, T.S. Ramazanov Analysis of the linearized quantum hydrodynamic model.....	72
R.K. Manatbayev, A.K. Tulepbergenov On the development of a numerical method of calculation speed wind turbine darrieus.....	75
R.K. Manatbayev, A.M. Satymbekov, A.K. Tulepbergenov3, Zh.R. Ualiev Development of numerical model of interaction of the wind turbine to darya with the wind stream in the u-v-p variables.....	81

UDC 517.958:533.9

¹ S. Dalabaev, ² S.T. Mukhambetzhonov, ² B.A. Urmashhev, ² Z.M. Abdiakhmetova*¹Department of Electronic & Information Science, Xinjiang University, Urumchi, China,²Faculty of Mechanic-Mathematical, al-Farabi Kazakh National University, Almaty, Kazakhstan

*e-mail: azmbbe@mail.ru

Noise-immunity of system using pseudo-noise signal

Abstract. We consider the optimum algorithms processing pseudo-noise signals (PNS). We discuss variants of circuits for adaptive nonlinear changer that ensure increasing the anti-jamming of radio technical systems (RTS). Signal noise suppression (PNS) system function has the following characteristics such as limited by time or optimal the performance of processing the frequency through, in order to fully ensure greater PNS system's performance of anti-jamming. Redundancy in the transmitted signal is important for expansion of occupying frequency band. The gain of signal transmitter to reach the receiver in radio system (RTS) in the PNS system under the effect of interference. In general, it is non-Gaussian random process.

Keywords: System Using Pseudo-noise Signal (PNS), Auto Phase Control (APC), Adaptive Nonlinear Changer, Adaptive Amplitude-frequency Noise Suppressor, changer.

Introduction

Random effects in white Gaussian noise channel depicted by the optimal receiver, the SNR are listed as follow Equation

$$q_0 = qle. \quad (1)$$

l is the efficiency of the reference signal, which refer to the ratio of the bandwidth between the transmit signal and transmit information [1].

The function of receiver required by the normalized received signal's level. Other strong interference mixed with input, so, we had to use protection in receiver in strong interference [2].

Optimal receiving in noise suppression signal system

A widely known method of radio interference suppression is offset (reject) the power of interference received by the receiver. It was shown by the Figure 1.

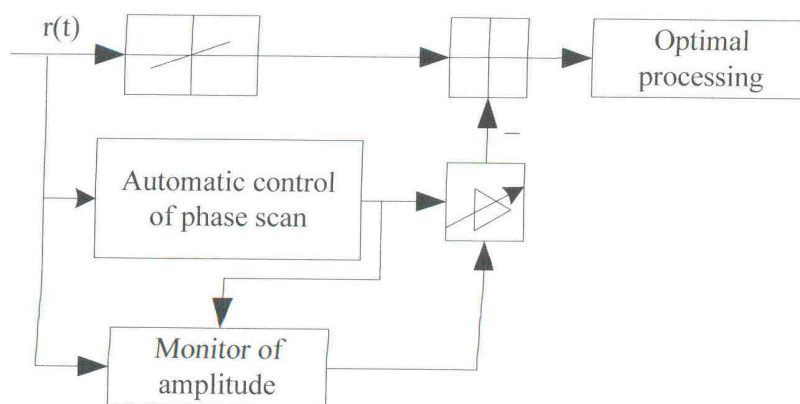


Figure 1 – Radio interference suppression

The function of output of subtractor is offset the impact of interference power, capturing and tracking the phase of automatic phase control (APC) scanner. Measured amplitude achieve the function of balance AM to scan output signal form the APC by the role of fluctuation law.

A series of strict thing still missed in this processor in order to fully offset the interference completely, which is the necessary timing in APC scanning to capturing and scanning the interference; don't receive in the rapid changes environment; technical devices used to offset the interference; that has strong narrowband interference stimulate in useful band of noise suppression signal. Complex processing equipment is important if we wait to describe the equilibrium fluctuations channel [3].

Use of limiting freedom of information cannot export the statistical properties of interference. In this case, when the access non-linear converter

signal processing channel, the amplitude characteristics is,

$$z(r) = -\frac{d \ln[p(r)]}{dr} \tag{2}$$

The $p(r)$ was the interference of the probability density.

Use that devices in radio, when the converter's performance is good, the amplitude characteristics is,

$$z(r) = r - \pi a^* \text{sign}(r) / 4. \tag{3}$$

The a^* is the estimate of the interference range [4].

The structure of radio signals from suppression interference margin follows figure 2. In figure 2 Band-pass is matched frequency of occupying by useful signal.

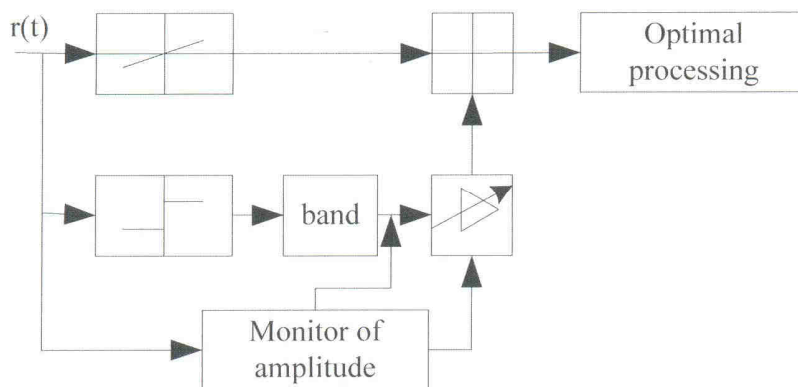


Figure 2 – The structure of radio signals from suppression interference margin

By the principle of suppressing strong interference of band, exporting Figure 3 (Does not consider the interference of Intersecting adjustment in nonlinear converter).

From the Figure, In-band interference, the nonlinear processing can achieve the same efficiency of suppression of strong interference bands. The output ratio of the PNS is,

$$q_0 = q l e u. \tag{4}$$

The u is amplitude factor of interference suppression. It is related with the overall distribution

of interference in the non-linear processor [5].

$$u = \frac{P \langle dz(r)/dr \rangle > 2w}{\langle z^2(r) \rangle} w. \tag{5}$$

The P is the noise power inputting the nonlinear converter; the $\langle \rangle w$ is the statistical averaging operator of interfere process, including non-linear processing to reach the desired signal band interference components. Non-bypass that, given the non-linear converter crosstalk, factors including the destruction of receiver [6, 7].

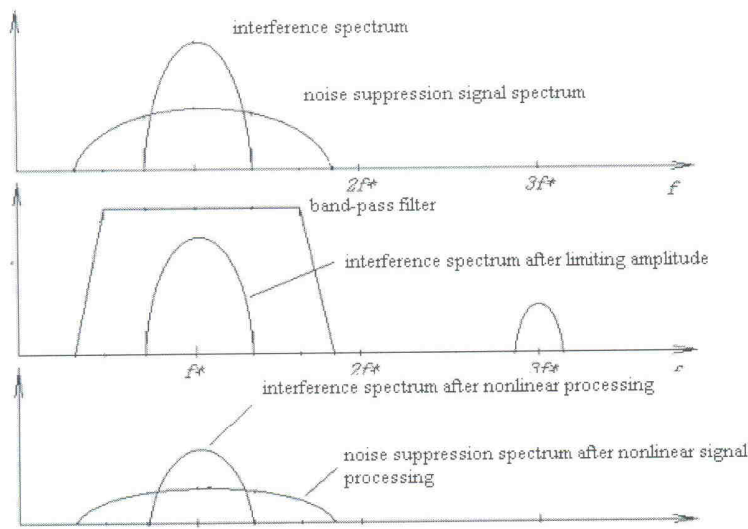


Figure 3 – Amplitude characteristics

From the Figure 3 which gave amplitude characteristics, we obtain Figure 4 which gave experimental study of nonlinear converter [8]. Figure 4 gives frequency with strong harmonic interference suppression factor curve. From the

Figure 4, frequency and phase in the strong interference effect, the scanning and tracking cannot be achieved, then the nonlinear converter in a wide enough band (about 16% of center frequency) noise suppression to ensure efficiency [9].

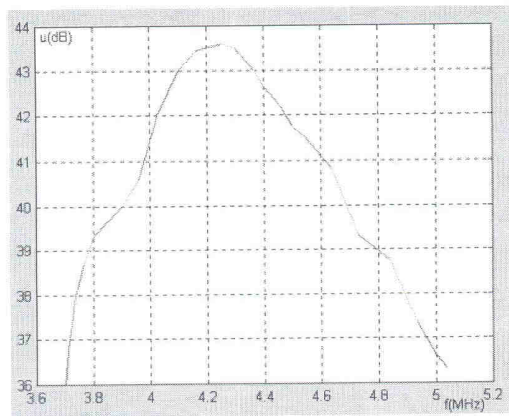


Figure 4 — Experimental study of nonlinear converter

This fully shows that, taking into account the statistical properties of interference in the case of a complex variable interference, the anti-jamming and function of PNS system was improved [10].

Conclusions

In nonlinear filtering method observation with passive parameter complex signal, use range

suppression strong interference. In different nonlinear converter, estimated from the noise suppression to study possible ways to receive a good performance. Adaptive and non adaptive interference structure derived suppressor magnitude different. Good analytical performance nonlinear adaptive signal converter receives useful role in accurate process.

The helpful role of the process of signal can

be recei
nonlinea
In th
inhibit t
results s
20 to 40

Refer

1. temy. — la1988.
2. shevich signalov vsknmi ciya "S konfeter
3. on mod noises / — № 7.
4. of signa and Sys
2. Wuxuel

be received accurately by a good performance of nonlinear adaptive analysis of the converter

In the complex FM receiving signal lines that inhibit the interference of the AM experimental results showed that by suppressor efficiency up to 20 to 40 dB.

References

1. Cherdynceev V.A. Radiotekhnicheskie Sistemy. – 3-e izd. – Minsk: Vyshejsjshaja Shkola1988. – 293 p.
2. Cherdynceev V.A., Dalabaev S., Doroshevich M.V. Sinhronizacija shumopodobnyh signalov v kanalah s uzkopolosnymi negaussvsknmi pomehami // |Mezhdunarodnaya konferenciya "Sovremennye sredstva svjazi": Materialy konferencii.– Iaroch', Minsk, 1995. – P. 18-19.
3. Dalabaev S., HUANG Yu-hua. Research on models transformation of some non-gaussian noises // Acta Electronica Sinca. – 2004. -Vol.32. – № 7. – P. 1090-1093.
4. HUANG Yu-hua, Dalabaev S. Detection of signals in bimodal noise // Journal of Circuits and Systems. – 2002. – Vol. 7. – P.12-16.
2. Dalabaev S., Ababekri Muhammad, Wuxuelian, Wangxiaowei. The application of the system of parameter tuning stochastic resonance in baseband signal processing // Cross Strait Quad-Regional Radio Science and Wireless Technology Conference. – 2011. – Vol. 1. – P. 123-126.
3. SUN Wan-lin, HUANG Yu-hua, Dalabaev S. Model design and realization about stochastic resonance of the under-damped second-order linear system represses noise // Journal of Engineering Design. – 2010. – Vol. 17. – P.188-200.
4. CAO Hong-li, Senbai-Dalabaev. Mixed EM algorithms and its clustering application// Communications Technology. – 2010. – Vol. 43. – P.100-105.
5. WANG Rui, Senbai Dalabaev. Study on signal detection under non-gaussian and non-stationary noise // Communications Technology. – 2011. – Vol. 44. – P.25-29.
6. WANG Tao, Senbai Dalabaev, LIU Guidong. Higher-order statistics for signal characterization // Communications Technology. – 2011. – Vol. 44. – P.12-15.
7. WANG Rui, Senbai Dalabaev. Study on wavelet signal denoising with new thresholding function // Communications Technology. – 2011. – Vol. 44. – P. 190-195.