



VIII International Conference

**Plasma Physics
and
Plasma Technology**

Contributed papers

Volume II

**Minsk, Belarus,
September 14 – 18, 2015**

**Institute of Physics
National Academy of Sciences of Belarus**

THE METHOD FOR SYNTHESIS OF SMALL DISPERSE PARTICLES IN COMBINED ARC AND RF DISCHARGES

D.G. Batryshev¹, T.S. Ramazanov¹, M.K. Dosbolayev¹, M.T. Gabdullin¹,
Ye. Yerlanuly¹

¹ Al Farabi Kazakh National University, NNLOT, NLP, 71, Al Farabi av., Almaty, 050040,
Kazakhstan
batryshev@physics.kz

Introduction

The technology of monodisperse nano- and micropowder synthesis is mostly a laborious and long process, and sometimes unjustifiably energy-intensive process. Because of this, today in the world market the prime cost of monodisperse nano- and micropowders is very high, ~ 100-500 USD per 10 gram. Therefore the new methods and technologies of separation and synthesis are needed to reduce the cost of such particles.

Experiment

In this work a new method of synthesis of small dispersed particles in the plasma of combined discharge is presented. The scheme of experimental setup of combined arc and rf discharge is shown on figure 1. The presented method is based on two parallel processes – synthesis of polydisperse particles in arc discharge and extraction of small disperse particles from dust structure in the plasma of radio-frequency (rf) discharge.

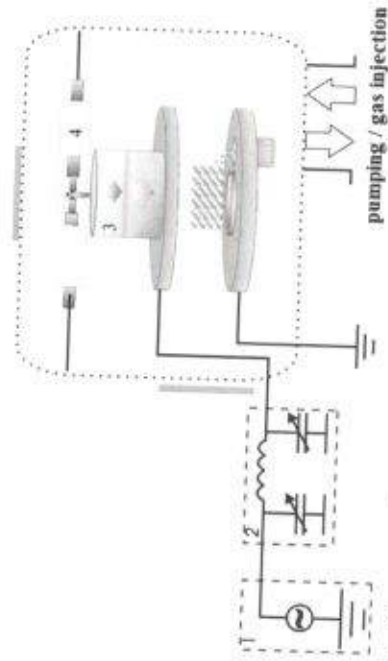


Fig. 1. Experimental setup of combined arc and rf discharges

The following parameters were used for obtaining small disperse graphite microparticles: $W_{rf} = 1.5W$, $p_{Ar} = 7 \cdot 10^{-3}Torr$; $U_{dc} = 30V$, $I_{dc} = 25A$. The material of arc electrodes is graphite.

Results

The morphology and chemical composition of synthesized microparticles by DC arc discharges are shown on figure 2. The average size of synthesized microparticles is 60-80 μm (figure 3).




Fig. 2. Synthesized polydisperse microparticles in DC arc discharge and their chemical composition




Fig. 3. Histogram of synthesized polydisperse microparticles




Fig. 4. Obtained small disperse microparticles after extraction process




Fig. 5. Histogram of extracted small disperse microparticles

The technology of extraction of small disperse microparticles is well described in [1-3]. The morphology, chemical composition and size distribution of extracted small disperse microparticles are shown on figures 4-5. The average size of obtained small disperse particles is 4 μm.

The advantage of proposed method is the simplicity of technology for obtaining small dispersed microparticles of different materials, including their composites.

Acknowledgements. This work has been supported by the grant GF4/3214 of the Ministry of Education and Science of the Republic of Kazakhstan.

References

1. Batryshev D. G., Ramazanov T. S., Dosbolayev M. K., and Gabdullin M. T. Contrib. Plasma Phys., 1-6 (2015) / DOI 10.1002.
2. Batryshev D.G., Ramazanov T. S., Dosbolayev M.K., Gabdullin M.T. Journal of nano- and electronic physics, (2014) Vol. 6 No 3, 03032(3pp).
3. D. G. Batryshev , T. S. Ramazanov, M. K. Dosbolayev, M. T. Gabdullin, S.A. Orazbayev, News NAS RK, 2014; No. 2, P. 145.

	Section	Page	Section	Page	
Bobrova L.	2	113	Cherenda N.	5	562
Bochkov V.D.	5	459	Cherenda N.N.	5	521
Bogach M.I.	3	293	Chermukha O.A.	4	304
Bogomaz A.A.	1	55	Chermukho A.P.	5	554
Boikov V.	2	113	Chernyak V.	5	373
Bologa M.	5	501	Chinnov V.	1	78
Bolshakov A.P.	3	199	Chubrik N.I.	5	411
Bondarovich A.I.	5	509	Chubrik N.I.	5	419
Bordusau S.V.	1	98	Chumakov A.N.	3	282
Boretskij V.	2	169	Chumakov A.N.	5	497
Bormashenko E.	5	399	Chumakov A.N.	5	509
Borzosekov V.	5	388	Chumakov A.N.	5	566
Bosak N.A.	5	509	Chumakov A.N.	5	570
Bosak N.A.	5	570	Chumakov A.N.	5	574
Bosak N.A.	5	574	Chumakov A.N.	5	593
Bosak N.A.	5	593	da Silva Sobrinho A.S.	1	11
Bosneaga Iu.	5	501	Dalholenka H.	5	533
Budin A.V.	1	55	Dalholenka Hr.	5	539
Buikus K.V.	5	593	Davletov A.E.	2	185
Buracheuski A.V.	3	293	Demir S.	1	86
Burakov V.	5	438	Demir S.	1	90
Burakov V.S.	5	582	Denigenko A.G.	5	474
Burakov V.S.	5	589	Denizhenko A.G.	5	392
Burdakova A.E.	4	343	Deputatova L.	4	335
Burhina O.	5	415	Deputatova L. V.	4	339
Butsen A.V.	5	582	Devyatkov V.	3	246
Callegari Th.	5	377	Dinescu G.	5	407
Chaniel G.	5	399	Dosbolayev M.K.	4	308
Charakhovskii L.	1	11	Dosbolayev M.K.	4	316
Chatterjee R.	3	191	Dosbolayev M.K.	5	490
Chekan P.V.	5	509	Dudchik N.V.	5	403
Chekan P.V.	5	550	Dudnyk O.	5	493
Chekan P.V.	5	566	Dyachkov L.G.	4	304
Chekhovskiy V.A.	5	570	Dzlieva E.	4	347
Chepelev V.M.	4	304	Dzlieva E.S.	4	312