

**2017 2nd International Conference on Education,
Management and Systems Engineering
(EMSE2017)**

May 21-22, 2017, Beijing, China

2017 2nd International Conference on Education, Management and Systems Engineering

DEStech Publications, Inc.
439 North Duke Street
Lancaster, Pennsylvania 17602 U.S.A.

Copyright © 2017 by DEStech Publications, Inc.

No part of this publication may be reproduced, stored in a retrieval system, or transmitted, in any form or by any means, electronic, mechanical, photocopying, recording, or otherwise, without the prior written permission of the publisher.

Manufactured in the U.S.A.

Main entry under title:
2017 2nd International Conference on Education, Management and Systems Engineering
(EMSE 2017)

ISBN: 978-1-60595-466-0

Permission for publication outside of this Conference Proceeding
must be given by the Publisher.

ISSN: 2475-0042

Strengthen Practice Process Management and Improve the Quality of Practice	345
YAN LIU, XI-YUAN SUN, WEI-MING YIN, ZHEN-YING ZHANG and XIN-YUAN SHEN	
A Dynamic Evolution Model of Multiplayers Stag-Hunt Game in a Cycle Network	350
YI-LIN JIAO and YA ZHOU	
Exploration on the Cultivation of Engineering Practical Ability of Civil Engineering Specialty in Newly Built Undergraduate Colleges Based on BIM Technology	357
ZHAO-XIA MA and QI-BIN GU	
A GPU Accelerated Text Classification Method in E-learning Environment Based on Semi-supervised NMF and SVM	362
FENG LIU, LIU-TAO ZHAO and QIAN CHEN	
Knowledge Module Map and Its Application on the Development of Guidance Resources in Curriculum	369
JIAN-BIN LIU and YUAN-YUAN JIA	
Discussion on Teaching Model of Conceptual Design in Structural Seismic	374
WEN GUO, BIN JIA and HUI HUANG	
Experimental Study of Complex Combustion Processes in Higher Education	377
ALIYA ASKAROVA, SALTANAT BOLEGENOVA, SYMBAT BOLEGENOVA, VALERIY MAXIMOV, MERUYERT BEKETAYEVA, IRINA BEREZOVSKAYA, ZHANAR SHORTANBAYEVA, ZARINA GABITOVA, AIZHAN NUGMANOVA and AIGUL YERGALIYEVA	
Research on the Case Teaching of Graduate Mechatronics Course in Mechanical Engineering Professional Degree	382
LI ZENG, ZHONG-JIE ZHU, MING DAI and FAN ZHANG	
Research on Demand Forecast of Human Resource Post Structure in Power Enterprise	387
JIAN ZHAO, HAO-JIE LIU and JIN-CHANG QI	
A New Method Using Mean Value Matrix for Risk Types Prediction of Human Papillomaviruses	391
XUE-XUAN ZHU and CHUN-CAI XIAO	
System Model of Green Building Supply Chain	397
LEI JIANG, YUN-LI GAO, HUI XU, QIAN YAO and LI WU	
Earlier Prediction of Influenza Epidemic by Hospital-based Data in Taiwan	403
CHIA-LIANG FU, RAY-JADE CHEN and YU-SHENG LO	
Author Index	408

Experimental Study of Complex Combustion Processes in Higher Education

Aliya ASKAROVA², Saltanat BOLEGENOVA¹, Symbat BOLEGENOVA¹,
Valeriy MAXIMOV², Meruyert BEKETAYEVA², Irina BEREZOVSKAYA¹,
Zhanar SHORTANBAYEVA¹, Zarina GABITOVA², Aizhan NUGMANOVA¹
and Aigul YERGALIYEVA^{1,*}

¹Al-Farabi Kazakh National University, al-Farabi av. 71, 050038, Almaty, Kazakhstan

²Scientific Research institute of Experimental and Theoretical Physics, al-Farabi av. 71, 050038, Almaty, Kazakhstan

*Corresponding author

Keywords: Combustion, Concentration, Educational research, Injection, Liquid fuel, Numerical modeling, Soot.

Abstract. Institution of higher education - is an educational institution, where in addition to training highly qualified personnel in the field, carried out research in various fields of science and technology. The deterioration of the environment, particularly atmospheric pollution of cities by industrial and transport vehicles, aims to detailed study of combustion processes in the industrial sectors. Within the walls of the university, during the educational process and as final papers, students conduct research on the burning processes of various fuels. The obtained results allow determining the optimal parameters of combustion, to offer technological and constructive solutions, which in turn can solve partially or completely the problem of minimizing harmful emissions and efficient combustion of hydrocarbon fuel.

Introduction

In order to prepare qualified engineers in the field of thermal physics students learn the course of a numerical method of thermal physics, which is widely covered by the combustion process. Numerical modeling of the combustion of different fuels is a complex task [1-4], as it requires large amounts of complex accounting related processes and phenomena: chemical multistage chain reaction transfer of momentum, heat and mass by convection, molecular transport, emission, turbulence, evaporation of liquid droplets, etc. [5]. Therefore, computer modeling is becoming an increasingly important element in the study of combustion processes and the design of various devices that use the combustion process [6-9]. You can expect that his role will increase in the future. At the same time talk about the complete replacement of experimental research by numerical calculations would be wrong—it is about design approaches, which should complement each other [10-12].

The State of the Art

Combustion is a self-sustaining and self-propagating physic-chemical process of converting fuel and oxidant molecules into reaction product molecules. Depending on the state in which the fuel and oxidant are in the aggregate state, two types of combustion are divided: homogeneous combustion - combustion of gases; heterogeneous - combustion of liquid and solid fuels. In homogeneous combustion, the chemical reaction proceeds in a volume where there is fuel and an oxidizer, with such combustion, a physical or chemical process can play a big role. In heterogeneous combustion chemical reaction occurs at the interface, a major role is played by physical processes: diffusion and convection. In this paper, the process of homogeneous combustion of a sputtered fuel is investigated.

Experimental Description of Task

As the experimental course of discipline is difficult to put in the walls of the university, it was developed the virtual laboratory complex by using a computational method [13-19]. This allows fully describe the combustion process, given the concentration fields, temperature, volatile components, as the concentration of harmful emissions. The mathematical model of the problem of the combustion of fuel injection includes the equation of continuity for the component m (1), the momentum equation (2), the energy equation (3), the equations of the k-ε turbulence model (4-5):

$$\frac{\partial \rho_m}{\partial t} + \bar{\nabla} \cdot (\rho_m \bar{u}) = \bar{\nabla} \left[\rho D \bar{\nabla} \left(\frac{\rho_m}{\rho} \right) \right] + \dot{\rho}_m^c + \dot{\rho}_m^s \delta_{m1}, \quad (1)$$

$$\frac{\partial (\rho \bar{u})}{\partial t} + \bar{\nabla} \cdot (\rho \bar{u} \bar{u}) = -\frac{1}{2} \bar{\nabla} p - A_0 \bar{\nabla} \cdot \left(\frac{2}{3} \rho k \right) + \bar{\nabla} \bar{\sigma} + \bar{F}^s + \rho \bar{g}. \quad (2)$$

$$\frac{\partial (\rho \bar{I})}{\partial t} + \bar{\nabla} \cdot (\rho \bar{u} \bar{I}) = -\rho \bar{\nabla} \bar{u} + (1 - A_0) \bar{\sigma} \bar{\nabla} \bar{u} - \bar{\nabla} \bar{J} + A_0 \rho \bar{\epsilon} + \dot{Q}^c + \dot{Q}^s. \quad (3)$$

$$\frac{\partial \rho k}{\partial t} + \bar{\nabla} \cdot (\rho \bar{u} k) = -\frac{2}{3} \rho k \bar{\nabla} \cdot \bar{u} + \sigma \cdot \nabla \bar{u} + \bar{\nabla} \cdot \left[\left(\left(\frac{\mu}{Pr_k} \right) \bar{\nabla} k \right) \right] - \rho \bar{\epsilon} + \dot{W}^s. \quad (4)$$

$$\frac{\partial \rho \bar{\epsilon}}{\partial t} + \bar{\nabla} \cdot (\rho \bar{u} \bar{\epsilon}) = -\left(\frac{2}{3} c_{\epsilon 1} - c_{\epsilon 2} \right) \rho \bar{\epsilon} \bar{\nabla} \cdot \bar{u} + \bar{\nabla} \cdot \left[\left(\left(\frac{\mu}{Pr_{\epsilon}} \right) \bar{\nabla} \bar{\epsilon} \right) \right] + \frac{\bar{\epsilon}}{k} \left[c_{\epsilon 1} \bar{\sigma} \bar{\nabla} \bar{u} - c_{\epsilon 2} \rho \bar{\epsilon} + c_s \dot{W}^s \right]. \quad (5)$$

In the chosen work, it was necessary to carry out a computational experiment on burning different hydrocarbon liquid fuel. The combustion chamber has the form of a cylinder (Fig. 1) with a radius 2 cm and a height 15 cm. Chamber filled with air at a temperature of 900 K and at a pressure of 32 bar. Liquid fuel is injected into the combustion chamber through a circular nozzle located in the center of the lower part of the chamber. After the injection, the fuel rapidly evaporates, the fuel vapor is mixed with the oxidant, and combustion is carried out in the gas phase.

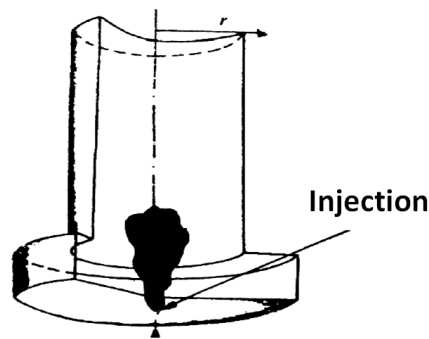


Figure 1. Geometry of combustion chamber.

Results of Numerical Modeling

All data after the calculation can be presented in a graphical form, also in the form of an animation. All calculations are carried out by each student individually, minimizing such facts as the use of other people's data, also teaches students to independent solution of the task.

The distribution of the average temperature in the combustion chamber with the combustion of three types of fuel (gasoline, heptane and tetradecane) shows that the maximum temperature value is the process of burning gasoline: the chamber warms up to 2600 K (Fig. 2 a); For heptane (Fig. 2 b) and tetradecane (Fig. 2 c), the average temperatures in the chamber reach respectively 1700 and 1500 K. The rest of the combustion chamber is heated to 1000 K in the case of burning gasoline and up to 1200 K when burning heptane and tetradecane.

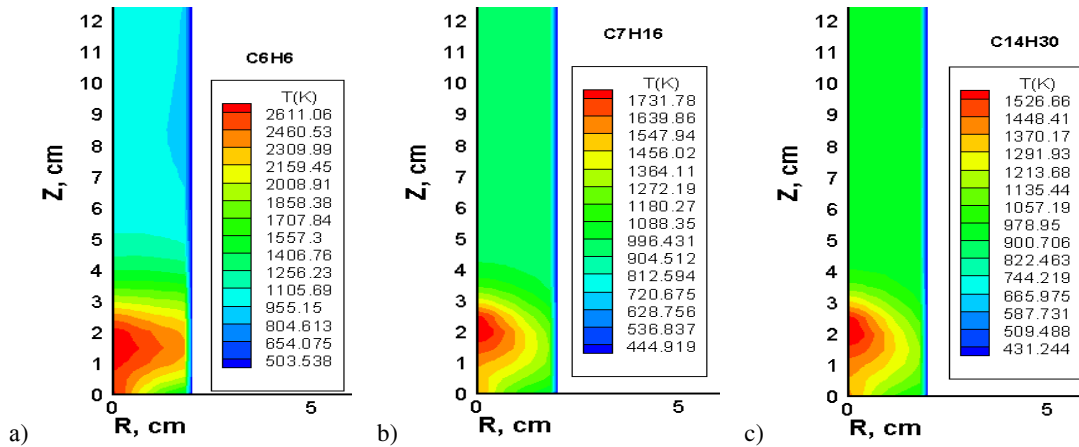


Figure 2. The average temperature in the combustion chamber when burning: a) gasoline, b) heptane, c) tetradecane.

The following figures 3-5 shows the results of a numerical experiment on the combustion of three fuels, taking into account the formation and oxidation of soot in the developed turbulence. The graphs represent the average fields of the concentration of the reaction components.

Figure 3 represents the average concentration of carbon dioxide in the combustion chamber for three types of liquid fuel (gasoline, heptane, tetradecane). For the three types of fuel tested, intensive formation of carbon dioxide takes place on the axis of the combustion chamber in the region up to 2 cm along the height of the chamber. The highest value of the resulting gasoline is 0.1410 g/g (Fig. 3 a). When the heptane burns, the concentration of carbon dioxide takes a maximum value of 0.0733 g/g (Fig. 3 b). Accordingly, for tetradecane, the concentration of carbon dioxide in the combustion chamber reaches a maximum value of 0.0592 g/g (Fig. 3 c).

Figure 4 shows the average concentration of carbon monoxide for gasoline, heptane, tetradecane, respectively. The concentration of the produced carbon monoxide is of little importance because the mass of liquid fuel injected into the combustion chamber is very small (18,8 and 6 mg). The average concentration of carbon monoxide produced by burning three types of liquid fuel does not exceed $1.8 \cdot 10^{-5}$ g/g. Most of the carbon monoxide then burns to carbon dioxide CO_2 .

The formation of soot upon burning of the three types of liquid fuels studied is shown in figure 5. Analysis of figure 5 shows that the highest concentration of carbon black is produced by burning heptane and equal to 0.3335 g/m³. When burning tetradecane, the value of the concentration of soot formed is the smallest (Fig. 5 c).

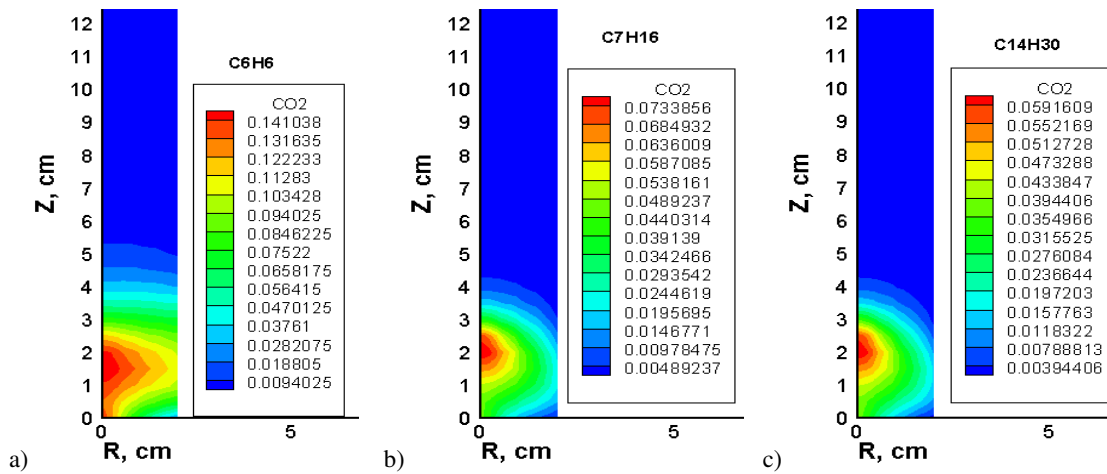


Figure 3. The average concentration of carbon dioxide CO₂ in the combustion chamber in the combustion chamber: a) gasoline, b) heptane, c) tetradecane.

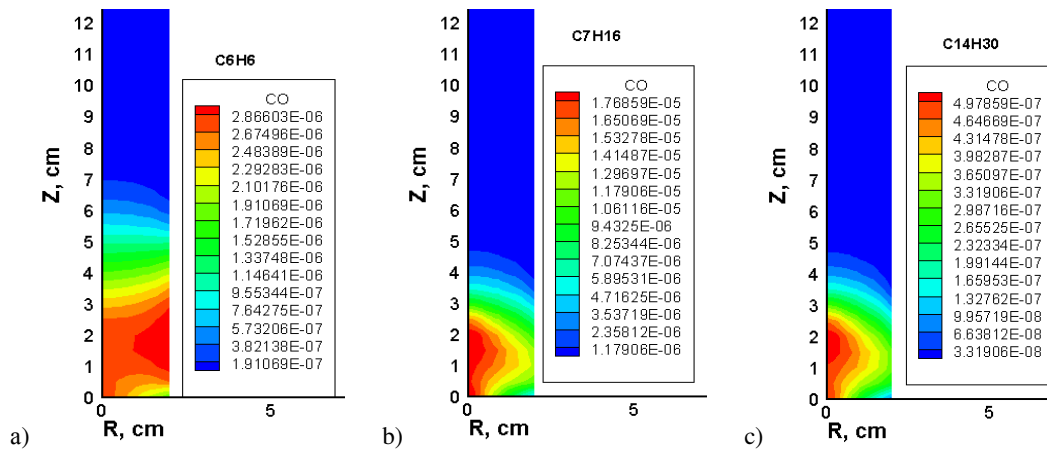


Figure 4. The average concentration of carbon monoxide CO in the combustion chamber during combustion: a) gasoline, b) heptane, c) tetradecane.

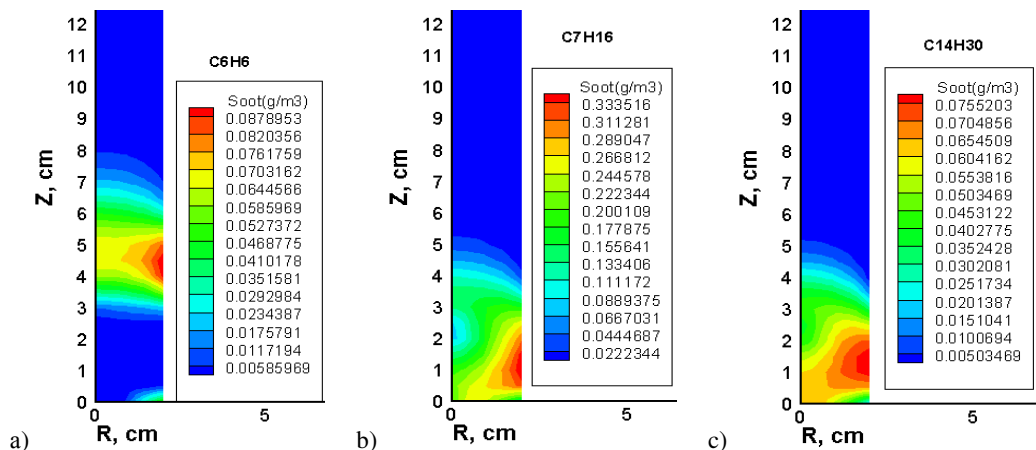


Figure 5. The average concentration of soot in the combustion chamber during combustion: a) gasoline, b) heptane, c) tetradecane.

According to the analysis of the work done on the whole, it is possible to draw a conclusion about the ongoing processes in combustion chambers using liquid fuel about the parameters of substances during combustion, which would be difficult to learn by an experimental method. Thus, the computational experiment is the most effective and low-cost in the study of combustion processes.

References

- [1] A.S. Askarova, S.A. Bolegenova, V. Maximov, etc., Computational method for investigation of solid fuel combustion in combustion chambers of a heat power plant, *High Temp.* 53 (2015) 751–757.
- [2] E.I. Heierle, R. Manatbayev, M.T. Beketayeva, etc., CFD study of harmful substances production in coal-fired power plant of Kazakhstan, *Bulg. Chem. Commun.* 48 (2016) 260-265.
- [3] A.S. Askarova, S.A. Bolegenova, M.T. Beketayeva, etc., Numerical modeling of turbulence characteristics of burning process of the solid fuel in BKZ-420-140-7c combustion chamber, *Int. J. of Mechanics.* 8 (2014) 112–122.
- [4] A. Bekmukhamet, V. Maximov, M. Beketayeva, etc., Investigation of turbulence characteristics of burning process of the solid fuel in BKZ 420 combustion chamber, *WSEAS Transactions on Heat and Mass Transfer.* 9 (2014) 39–50.
- [5] J.D. Anderson, *Computational fluid dynamics: the basics with applications*, Maryland, 1995.
- [6] M.A. Gorokhovski, A. Chtab-Desportes, A.S. Askarova, Stochastic simulation of the spray formation assisted by a high pressure, *AIP Conference Proc.*, Xian, 1207 (2010) 66–73.
- [7] E.I. Karpenko, V.E. Messerle, A.B. Ustimenko, etc., Mathematical modelling of the processes of solid fuel ignition and combustion at combustors of the power boilers, 7th Int. Fall Seminar on Propellants, Explosives and Pyrotechnics, Xian, 7 (2007) 672–683.
- [8] E.I. Karpenko, V.E. Messerle, et al., Plasma enhancement of combustion of solid fuels, *J. of High Energy Chemistry.* 40 (2006) 111–118.
- [9] V.E. Messerle, A.S. Askarova, A.B. Ustimenko, et al., Numerical simulation of pulverized coal combustion in a power boiler furnace, *High Temp.* 53 (2015) 445–452.
- [10] S. Vockrodt, R. Leithner., A. Schiller, et al., Firing technique measures for increased efficiency and minimization of toxic emissions in Kasakh coal firing, 19th German Conference on Flames, Berlin, *VDI Berichte*, 1492 (1999) 93–98.
- [11] V. Maximov, S. Bolegenova, M. Beketayeva, et al., Numerical Modeling of Pulverized Coal Combustion at Thermal Power Plant Boilers, *J. of thermal science.* 24 (2015) 275–282.
- [12] A.S. Askarova, V.E. Messerle, S.A. Bolegenova, et al., Numerical simulation of the coal combustion process initiated by a plasma source, *Thermophysics and aeromechanics.* 21 (2014) 747–754.
- [13] R.D. Reitz, R. Diwakar, Structure of High Pressure Fuel Sprays, *SAE*, 96 (1987) 492–509.
- [14] A.A. Amsden, P.J. O'Kourke, T.D. Butler, *KIVA-II: A computer program for chemically reactive flows with sprays*, Los Alamos, 1989.
- [15] F.V. Bracco, Modeling of engine sprays, *SAE*, (1985) 113–136.
- [16] S.A. Bolegenova, V. Maximov, M.T. Beketayeva, etc., Influence of boundary conditions to heat and mass transfer processes, *International journal of mechanics.* 10 (2016) 320-325.
- [17] A.S. Askarova, S.A. Bolegenova, V. Maximov, etc., Mathematical simulation of pulverized coal in combustion chamber, *Procedia Engineering.* 42 (2012) 1259–1265.
- [18] A. Bekmukhamet, M.T. Beketayeva, Z. Gabitova, etc., Control of harmful emissions concentration into the atmosphere of megacities of Kazakhstan Republic, *IERI Procedia.* 10 (2014) 252–258.
- [19] M. Gorokhovski, R. Borghi, Model of soot formation and oxidation in diesel engines, *J. of diesels*, (1993) 3–15.