

# HAPPINESS IN KAZAKHSTAN

## ***Abstract:***

Average happiness in Kazakhstan is 6.6 on a scale of 0 to 10, which is in the middle of the 160 countries' happiness rankings <https://worlddatabaseofhappiness.eur.nl/rank-reports/satisfaction-with-life/>. Average happiness increased in Kazakhstan in the 2010s, but in 2009 and 2016 there was a decrease in the level of happiness in the country. Possible reasons are discussed. Kazakhstanis experience low cognitive satisfaction with a much higher level of emotional well-being, which is characteristic of developing post-Soviet countries. Inequality in happiness, as measured by standard deviation, is relatively high in Kazakhstan. The country is in the middle of the ranking list for this indicator. Correlates of happiness in Kazakhstan differ in some respects from the pattern typically observed in developed countries and reflect patterns common to developing countries in the post-Soviet space.

**Keywords:** life satisfaction, world ranking, comparative analysis, trend, post-Soviet space, correlation

## **1. Context**

Kazakhstan, officially the Republic of Kazakhstan, is a state in the center of Eurasia, most of which lies in Asia with the smaller part in Europe. In strategic terms, Kazakhstan is a link between the large and fast-growing markets of China and South Asia and those of Russia and Western Europe, providing road, rail, and sea links across the Caspian Sea. Kazakhstan's area is comparable to that of Western Europe (2,724,902 km<sup>2</sup>). According to preliminary data from the national census conducted in October 2021, the total population is 19.17 million, of which men account for 48.71% and women 51.29%. The country has one of the lowest population densities in the world, less than 7 people (6.9) per square kilometer and slightly more than half of the population (57.4%) lives in urban areas.

Kazakhstan was the last of the Soviet republics to declare independence during the dissolution of the Soviet Union, in December 1991. Kazakhstan is now officially a democratic, secular, unitary, constitutional republic with a diverse cultural heritage. Its population consists of more than one hundred different ethnic national groups, where the main ethnic groups are Kazakhs (69%) and Russians (18.4%). Kazakhstans multi-ethnicity is based on the tragedy of the resettlement of, minority, groups of people from the USSR, Koreans, Germans, Turks, rarious Caucasian ethnicities, and others, in the context of forced deportations carried out during the mass political repressions of dissidents the middle of the last century. Kazakhstan has escaped the sad fate of its nearest neighbors in the Commonwealth of Independent States (CIS) countries, which plunged into fratricidal wars. Kazakhstan today represents a multi-ethnic and simultaneously national-parity state. Some 70% of the population is Muslim and 26% is Christian. Kazakhstan is a bilingual country, with Kazakh as the State language and Russian as the official language at all levels of administrative and institutional importance. Kazakhstan is made up of 14 administrative-territorial regions.

Kazakhstan's economy has become one of the fastest growing in the region. Rapid growth driven by structural reforms, exploitation of abundant hydrocarbon resources, strong domestic demand and foreign direct investment have helped to reduce poverty and to move the people of Kazakhstan into the upper middle-income category. Today, Kazakhstan has the largest economy in Central Asia, generating 60% of the region's GDP. Over the years of independence, GDP per capita has risen 12.5 times, from \$700 in 1991 to \$9,000 in 2020, a successful result. According to World Bank estimates for 2020, the country ranks 41st in the country's GDP (PPP) rankings. The country has also established a strong political system in the form of a presidential and parliamentary democracy, allowing the media and various non-governmental organizations to have an increasing role in shaping society. Thanks to its active co-operation with OECD countries, Kazakhstan has made substantial progress in building the necessary institutions in the areas of economic and social development, human capital, governance, and the environment. Risks to the country's current development include over-dependence on hydrocarbons and limited diversification, insufficient provision of the vaccination against covid-19, for the population and the unstable situation in Kazakhstan's neighbours in Central Asia, including Afghanistan and Kyrgyzstan and Tajikistan (Wikipedia 2021, World Bank Country Profile for Kazakhstan 2021)

## **2 Research on happiness in Kazakhstan**

Since the 1990s, Kazakh researchers have conducted a lot of research into life satisfaction, quality of life and social well-being within Kazakhstan. They have mainly focused on point measures of individual indicators, income level, unemployment rate, poverty rate, crime rate, material status, social status, health, level of loneliness, etc. Since the early 2000s, the level of life satisfaction of the Kazakhstani people has also become the subject of research by foreign scientists.

For more than 20 years, the National Bureau of Statistics of the Republic of Kazakhstan has conducted a survey of living standards in the country, in which the question "How satisfied are you with your life in general?" using a 10-point scale to determine the level of life satisfaction of the respondents. Since 2018, the questionnaire has also includes the question "How happy do you consider yourself?", again using a 10-point scale.

Today Kazakhstan participates in several periodic international quality of life surveys, including the Happy Planet Index (since 2006), the World Happiness Report (since 2013) and the Gallup International Association World Surveys (since 2016), and in 2018, Kazakhstan became a member of the Global Happiness Coalition, which also includes Costa Rica, Mexico, Portugal, Slovenia and the United Arab Emirates. A happiness project department has been set up under the country's Ministry of Information and Community Development's. Special departments for the promotion of happiness and people's wellbeing have been set up in the regions of Kazakhstan under the patronage of a mayor's offices. These regional office are tasked with supporting sociological surveys to determine the levels of happiness within the population of their region and ranking the country's regions in terms of happiness. This is seen as a first step towards evaluating reforms in public policy in terms of people's perception of how well these measure work.

*Some recent topical publications about happiness in Kazakhstan:*

- Roger Sapsford & Pamela Abbott (2006). Trust, confidence, and social environment in post-communist societies;
- Yelena Kalyuzhnova & Uma Kambhampati (2008) The determinants of individual happiness in Kazakhstan;
- Pamela Abbott & Claire Wallace (2012) Satisfaction and Societal Quality in Kazakhstan;
- Inoguchi T. , Fujii S. (2013) The Quality of Life in Asia. A Comparison of Quality of Life in Asia;
- Pamela Abbott & Claire Wallace (2012). Social Quality: A Way to Measure the Quality of Society;
- Kazakhstan Institute for Strategic Studies under the President of the Republic of Kazakhstan (2018) Living standards and quality of life in Kazakhstan: Current state and main trends

The World Happiness Database Bibliography lists 18 scholarly publications on happiness in Kazakhstan between 2006 and 2020, <https://worlddatabaseofhappiness.eur.nl/nations/kazakhstan-220/>. To date, the World Happiness Database archive contains 69 results for average happiness in the country, available here (<https://worlddatabaseofhappiness.eur.nl/nations/kazakhstan-220/distributional-findings/>) and the correlation 480 results, which can be seen here <https://worlddatabaseofhappiness.eur.nl/search-the-database/distributional-findings/>.

### 3 Average happiness in Kazakhstan

Research in Kazakhstan has provided us with an analysis of the level of happiness in the country from where we can by determin the average value of respondents' answers to questions on life satisfaction in regular sample surveys of the population. The results, collected in the World Happiness Database, are available here <https://worlddatabaseofhappiness.eur.nl/nations/kazakhstan-220/>

#### 3.1 How happy people are in Kazakhstan in the 2010s

The latest assessment of overall happiness in Kazakhstan, consists of data for the year 2020.

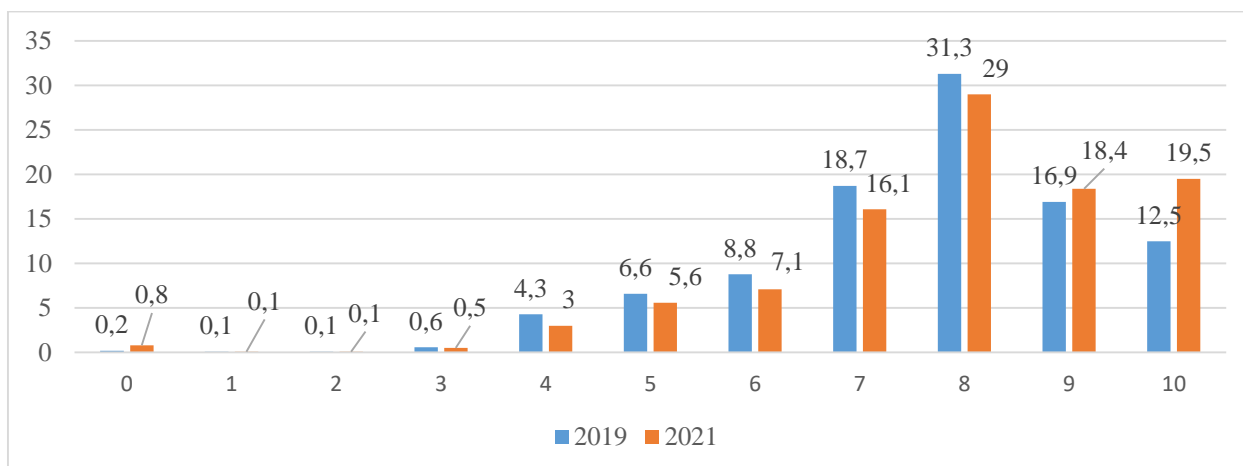
The question that was asked was worded as follows:

*How satisfied are you with your life in general?*

- 1- Not satisfied
- 2- Not satisfied
- 3- Not satisfied
- 4- Partially satisfied
- 5- Partially satisfied
- 6- Partially satisfied
- 7- Partially satisfied
- 8- Satisfied
- 9- Satisfied
- 10- Satisfied

For Kazakhstan, this 10-step scale, the mean value was and the 7,7, standard deviation 1,6 is. The distribution of responses is shown in Figure 1.

Figure 1  
 Respondents' assessment of happiness in Kazakhstan\*



\*Source for 2019: <https://worlddatabaseofhappiness.eur.nl/distributional-findings/tienchiyava-2021c-study-kz-2019-17717/>

Source for 2021: <https://stat.gov.kz/official/industry/64/statistic/6>

As can be seen from Figure 1, the respondents' answers are distributed from lowest to highest satisfaction, and most of the respondents have used points 4-10 on a 10-point scale for their assessment. The proportion of respondents who are completely dissatisfied with their lives is less than 1%. This is in line with the trend observed in developed countries and noticeably lower than in post-Soviet (former Eastern block) countries (Kyrgyzstan, Uzbekistan, Russia, Moldova, Ukraine and etc.), where the share of totally dissatisfied respondents ranges from 7% to 17%. In 2021, the share of people who gave a score of 10 for their social wellbeing increased to almost 20%. In the context of the Covid-19 pandemic and its serious socio-economic consequences for Kazakhstan and the rest of the world, this trend is noteworthy.

### 3.2 Is this low or high compared to other countries?

To compare the level of happiness in Kazakhstan with that in other countries, we used the Rating Report on Average Happiness in Countries over the Period 2010-2019, from the World Happiness Database. In this report data is grouped for this period based on respondents' self-rated ratings of their life satisfaction on a numerical scale from 0 (dissatisfied) to 10 (satisfied). According to these ratings, Kazakhstan ranks in a group of six countries all with happiness levels of 6,6. See Table 1.

Table 1

Average happiness rating in Kazakhstan among 160 countries in 2010s  
 Average happiness on a scale of 0-10

Top	1	8,2	Denmark
	2	8,1	Mexico
	:		

	<b>67</b>	<b>6,6</b>	Estonia
	68	6,6	Hong Kong
	69	6,6	Latvia
	70	6,6	<b>Kazakhstan</b>
	71	6,6	Singapore
	72	6,6	Taiwan
	:		
	79	6,4	Jamaica
Middle	80	6,3	Albania
	81	6,1	Japan
	:		
Bottom	159	4,2	Burundi
	160	3,8	Tanzania

---

Source: WDH Rank report "Average happiness in countries", 2010-2019

As we can see, Kazakhstan falls in the middle of the middle range in the ranking of average levels of happiness in all countries of the world with in group of six countries that all score 6,6 in the ranking list (<https://worlddatabaseofhappiness.eur.nl/rank-reports/satisfaction-with-life/> ).

It is interesting to compare Kazakhstan's level of happiness with that of other post-Soviet countries, most of which are members of the Commonwealth of Independent States (CIS), and which also belong to the group of countries with developing economies and medium levels of human development. When we compare Kazakhstan to other post-Soviet states developing along similar transitional paths, we see that the average level of happiness in Kazakhstan is one of the highest ranked among these countries, see Table 2.

Table 2  
Ranking for happiness on a scale of 0-10 in Kazakhstan among 160 countries in recent years, 2010-2019.

---

Top	14	7,7	Uzbekistan
	24	7,4	Kyrgyzstan
	<b>67</b>	<b>6,6</b>	<b>Kazakhstan</b>
	70	6,6	Latvia
	72	6,6	Estonia
	86	6.1	Azerbaijan
	88	6,1	Moldova
	89	6.1	Lithuania
	99	5.9	Belarus
	101	5.9	Russia

107	5.6	Georgia
120	5.4	Armenia
133	5.1	Ukraine

Source: WDH Rank report "Average happiness in countries", 2010-2019

Between the above information we can see that the Kazakh people are among the happiest people in their part of the world, Western Asia and a small part of Eastern Europe.

### 3.3 Have the Kazakhstan people become happier over time?

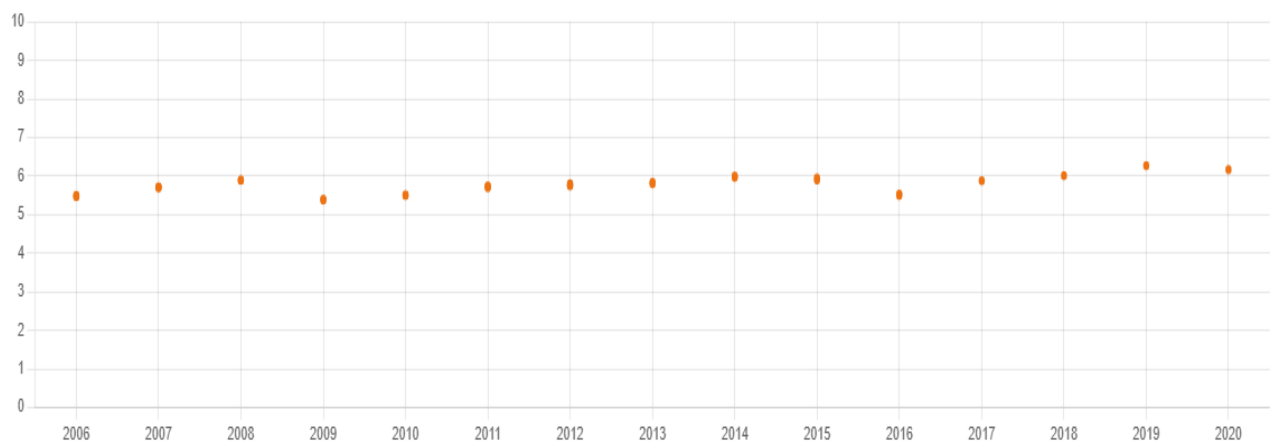
In the 2000s, the average rank level of happiness was 6,1 for Kazakhstan. In the 2010s, Kazakhstanis became happier, and the average level of ranked happiness in this period was higher. This increase in rank use to 6,6 was due to the social wellbeing of the population associated with certain economic successes and Kazakhstan's government's commitment to socio-political stability. During these years Kazakhstan concentrated its efforts on developing policies to join the 50 most competitive economies of the world. In this regard, the government and society have been working to improve the capacity of local industry and increase opportunities for small businesses, improve the living conditions of vulnerable groups, develop health care and a better education system; while providing opportunities for all Kazakhstanis regardless of race, gender or religion to realize their potential.

Despite the above government led and supported reforms in Kazakhstan, a large social gap between the rich and the poor and high levels of corruption and unemployment still remain, and these have not contributed to a higher level of happiness in the country.

Comparable data on the average level of happiness among the general population in Kazakhstan have been available since 2006. Changes in the levels of happiness are shown for subsequent years in Figure 2.

Figure 2: Happiness trend over time in the Republic of Kazakhstan

#### Trend of happiness over time



<https://worlddatabaseofhappiness.eur.nl/nations/kazakhstan-220/>

The trend happiness trend in Kazakhstan has remained fairly stable over the period, 2006-2020 with the exceptions of 2009 and 2016, when the level of happiness in the country fell to 5.39 and 5.5, respectively. The highest level of happiness was observed in 2019, (6.27). The following factors contributed to this decrease in life satisfaction of Kazakhstani. One, a financial crisis in Kazakhstan, which led to the sharp devaluation of the national currency in 2009. Two, massive protests in Kazakhstan in 2016 over the authorities' decision to put 1.7 million hectares of agricultural land up for auction and into the hands of private ownership. The wave of indignation was mainly centered on members of the titular nation, concerned that foreigners would be able to buy and lease land this way. One feature of the protests was Sino-phobia and concerns China would move in and control parts of this land. This concern was reflected in a decline in the level of socio-political stability in the country. Recovery and the resulting drop in the happiness ranking was halted by the authorities' declaration of a moratorium on several of the provisions of the Land Code until 2021, and this consolidated the positive trend in the country's level of happiness ranking and, by 2019, the happiness rate had risen to 6.27.

The political transition of power in 2019 from Kazakhstan's first president resigned after having led the country for almost 30 years, and the democratic election of a new president had almost no impact on the level of satisfaction with life in Kazakhstan.

### **3.4 Components of happiness in Kazakhstan**

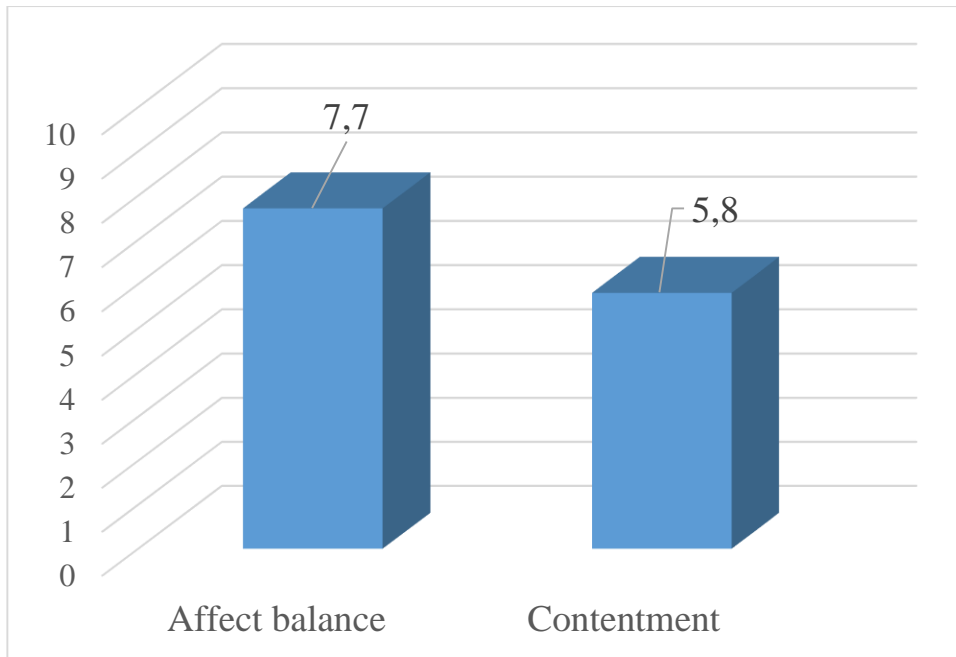
The WDH Nation's report on happiness in Kazakhstan allows us to use two sources of information about happiness in an individual or a nation: how well people feel most of the time and how real life corresponds to their ideas of what life should be like.

Sub-assessments are interpreted as the «components» of happiness, the affective component, geodonic level of affect, and the cognitive component, satisfaction, respectively (Veenhoven 2009). These components are measured annually in the Gallup World Poll, where the affective component is measured using a series of questions about how the respondent felt yesterday, and the cognitive component is measured by asking the respondent to rate their life on an 11-step scale ranging from «best possible» to «worst».

Life satisfaction differs from the emotional state in its relative stability over time. As Rothman & Veenhoven (2015) point out, a good level of well-being refers to the satisfaction of a person's needs, while cognitive satisfaction indicates perceived fulfilment of desires.

The estimates for these two components are shown in Figure 3, from which we can see that they differ markedly in Kazakhstan; affect balance being higher than average contentment.

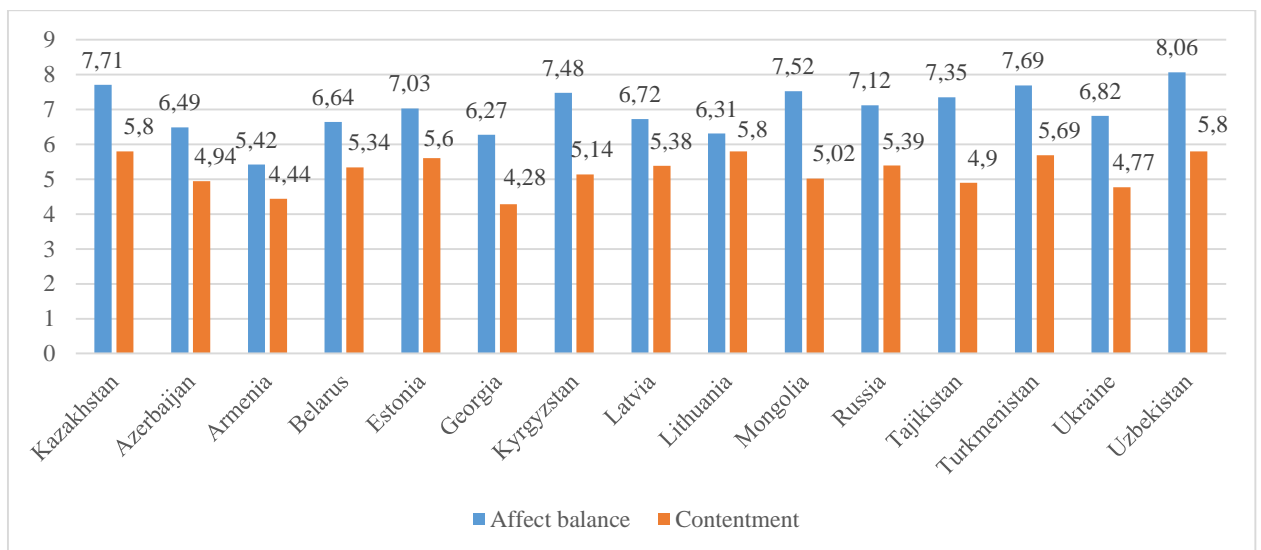
Figure 3 Components of happiness in Kazakhstan in the 2010s



Source: WDH Nation Report on Happiness in Kazakhstan, mean standard deviations for the above indicators in general population samples for 2010-2019.

Figure  
Components of happiness in CIS countries

4



In Kazakhstan, the rank indicator for the cognitive component is significantly lower than that for the affective component. As can be seen from Figure 4, the significant gap between lower levels of cognitive satisfaction and fairly high levels of affective happiness is typical both for Kazakhstan and for many other post-Soviet countries.

This disproportion between the affective and cognitive components of happiness has been characterized as ‘cheerful discontent’ by Rothman & Veenhoven (2015).



## 4 Happiness inequalities in Kazakhstan

The World Happiness Database contains data on disparities in happiness levels among citizens around the world, measured using standard deviation (Kalmijn & Veenhoven 2005). In the WDH Nation standard deviations of happiness are converted into comparable scores ranging from 0 to 10.

The standard deviation of the happiness distribution in Kazakhstan was 2,35 on a scale of 0-10 in the 2010s.

Table 3  
Kazakhstan's ranking of happiness inequalities among 157 countries in the 2010s  
Average happiness on a scale of 0-10

Least	1	1,43	Netherlands
	2	1,58	Finland
	:		
	78	2,29	France
Middle	79	2,29	Mauritius
	80	2,29	Bolivia
	<b>95</b>	<b>2,35</b>	<b>Kazakhstan</b>
Most	156	2,96	Philippines
	157	2,96	Yemen

Source: [WDH Rank report Inequality of Happiness in Nations 2010-2019](#)

Among 157 countries of the world, Kazakhstan ranks 95th in terms of inequality of happiness, i.e. in the middle part of the ranking list of the world's countries. Kazakhstan is also in the middle of the list of CIS countries.

Table 3  
Kazakhstan's ranking in terms of inequality in happiness among CIS countries in the 2010s

Least	1		
	33	2.03	Uzbekistan
	44	2.13	Moldova
	85	2.32	Belarus
	<b>95</b>	<b>2.35</b>	<b>Kazakhstan</b>
	103	2,38	Russia
	105	2,41	Azerbaijan
	114	2,47	Kyrgystan
	130	2,61	Ukraine

## 5 Correlates of happiness in Kazakhstan

The level of people's satisfaction with their lives in general in Kazakhstan throughout the reforms of the 2000-2020s has been linked to the external socio-economic circumstances of life. During the deterioration of the economic situation in 2009, average life satisfaction in the country declined, and as the general state of the economy improved and the situation stabilized, it rose again, however, it is necessary to find out what the factors are and how seriously they influence the level of satisfaction of Kazakhstani people with their lives. Based on the correlation results presented in the data file of the State of Nations for the period 2010-2020, we will identified some of the factors that influenced the satisfaction, of Kazakhstanis with their lives.

Table

2.

Correlates of happiness in Kazakhstan

	Age	Gender	Married	ChildEver	Education	Income	SES	Memberships
Armenia	-,211**	0,001	-0,019	-,134**	,097**	,199* *	-,287**	,076**
Azerbaijan	-,145**	0,036	-0,017	-,126**	,121**	,179* *	-,233**	,084**
Belarus	-,143**	0,020	,122**	-0,036	,128**	,189* *	-,217**	,089**
Estonia	-,215**	-0,001	,126**	0,009	,172**	,294* *	-,330**	,125**
Kyrgyzstan	-,082**	-0,014	,074*	,086**	-0,029	,158* *	-,121**	0,045
Kazakhstan	-0,038	0,020	0,044	0,042	,153**	,254* *	-,196**	0,032
Russia	-,160**	- ,068* *	,105**	-0,011	,081**	,323* *	-,194**	,099**
Ukraine	-,259**	0,006	,094**	-0,021	,159**	,312* *	-,227**	,071**
Uzbekistan	-,107**	-0,019	,054*	-0,042	0,003	,293* *	-,125**	,068**

- **Happiness and age**  
Happiness in Kazakhstan depends on age:  $r = -.04$ . Unlike most developed countries, where life satisfaction has little relationship with age, Kazakhstan shows such a relationship, although it is weaker than in other post-Soviet countries. In Kazakhstan people's happiness declines smoothly and gradually with age.

- **Happiness and gender (genes)**  
The feeling of happiness among the population of Kazakhstan is overlaid by gender differences:  $r = +.02$ . The presence of a difference in level of happiness between men and women is generally not a characteristic of most countries, in Kazakhstan, however, women are somewhat happier than men.
- **Happiness and marital status**  
Married citizens Kazakhstan feel happier compared to unmarried citizens:  $r = +.04$ , however, the influence of this factor is less than that usually observed in developed countries and in most post-Soviet countries.
- **Happiness and parenthood**  
Having children affects life satisfaction in Kazakhstan, where citizens with children feel happier:  $r = +.04$ . This differs from the negative correlations observed in most of the post-Soviet countries and is broadly consistent with the general trend in developed countries.
- **Happiness and education**  
The more educated Kazakhs are, the higher their level of happiness is:  $r = +.15$ . Education empowers people, and in this respect, Kazakhstan, like other post-Soviet countries, except Kyrgyzstan, exhibits an education pattern that is observed almost all over the world.
- **Happiness and income**  
The main influence on overall satisfaction in Kazakhstan is an individual's economic circumstances. The more people earn, the happier they become:  $r = +.25$ . In Kazakhstan, as in other post-Soviet countries, happiness is directly related to the level of income, however, this relationship is generally lower in economically more prosperous countries.
- **Happiness and self-esteem of social status**  
In Kazakhstan, a negative correlation has been recorded between self-assessment of social status and happiness of the individual Kazakhstanis:  $r = -.19$ . This differs from the observed positive correlations seen elsewhere in the world. Self-identification with belonging to a group that is subjectively superior to other groups does not lead to increased happiness in all CIS countries, including Kazakhstan. This testifies to the fact that the higher people estimate their position in society, the lower is their level of satisfaction with respect to meeting their desires and needs. This trend deserves more research.
- **Happiness and membership in certain organisations**  
It is important for Kazakhstanis to be members of social organisations, and they feel happier if they do belong:  $r = +.03$ , however, this correlation is much weaker in Kazakhstan, as it is other post-Soviet countries, than it is in most developed countries of the world.

## 6 Happiness in Kazakhstan from a development perspective

Kazakhstan is a country that is developing a successful economy; its model of happiness differs in a number of respects from happiness development trends observed globally. This difference can be seen in the following patterns described above and summarized here.

- The average level of happiness in Kazakhstan is lower than in developed OECD countries (7.5) and stands at 6.6. Nevertheless, the average level of happiness in Kazakhstan is one of the highest among the group of Asian and post-Soviet countries.
- Kazakhstan is in the middle of the world rankings for inequality of happiness, much higher than the OECD average, but lower than most developing countries.
- In Kazakhstan, married people are happier than unmarried people, however, this difference in Kazakhstan is smaller than usually observed in developed countries
- The correlation between happiness in Kazakhstan and income is stronger than in most developed countries, reflecting the high degree of social inequality in Kazakh society
- Happiness of Kazakhstanis is not associated with their self-assessment of social status, unlike the situation in much of the rest of world, where a positive correlation between these indicators is observed. Self-identification with belonging to a group that is subjectively superior to other groups increases the level of people's social aspirations. People want more, and their subjective assessments reflect their underestimated ability to realise their needs.
- The link between the happiness of Kazakhstanis and membership in voluntary organisations is weaker than that of most developed countries of the world.

Overall, the increase in the average level of happiness in Kazakhstan indicates that the country's reforms have benefited the population and had an impact on their level of satisfaction with their lives, however, to further improve the subjective well-being of its citizens, the government of Kazakhstan needs to ensure that its policies provide for economic security, a socially cohesive society, conditions that allow people to be socially inclusive and conditions that promote empowerment.

Reliable international comparisons, presented in the literature over a number of years, can serve as a reliable basis to support socio-economic reforms in Kazakhstan, which lags behind in world rankings of level of happiness. In this regard, focusing on happiness as a strategic goal of the country's next modernization phase is very important.

Kazakhstan is now experiencing its third stage of economic and social-political modernisation, aimed in general at improving the wellbeing of its people and their quality of life. The Kazakhstan government has set a goal of achieving similar standards of living to those of the most developed countries, and, in doing so, becoming one of the 30 most developed countries of the world by 2050. This gives us hope that the level of happiness in Kazakhstan will continue to increase in the years to come.

## References

1. R. Veenhoven, Rank Report on Happiness in Kazakhstan (KZ), World Database of Happiness, Erasmus University Rotterdam, The Netherlands. Viewed on 12/16/2022 at [worlddatabaseofhappiness.eur.nl](http://worlddatabaseofhappiness.eur.nl)
2. Wikipedia: Kazakhstan, Economy of Kazakhstan <https://ru.wikipedia.org/wiki/%D0%9A%D0%B0%D0%B7%D0%B0%D1%85%D1%81%D1%82%D0%B0%D0%BD>
4. Report on the first results of the National Population Census in Kazakhstan <https://www.akorda.kz/ru/glava-gosudarstva-prinyal-premer-ministra-askara-mamina-8114741>
6. Overview of Kazakhstan <https://www.vsemirnyjbank.org/ru/country/kazakhstan/overview#1>
7. About Kazakhstan <https://www.kz.undp.org/content/kazakhstan/ru/home/countryinfo.html>
8. Mohammed bin Rashid attends launch of Global Happiness Coalition <http://wam.ae/en/details/1395302666861>
9. Data over time (Kazakhstan) <https://happyplanetindex.org/trends/>
10. Second World Happiness Report released 9 September 2013 <https://worldhappiness.report/ed/2013/>
11. Happiness, Hope, Economic Optimism <https://www.gallup-international.com/survey-results/survey-result/happiness-hope-economic-optimism>
12. Roger Sapsford & Pamela Abbott. Trust, confidence and social environment in post-communist societies - Communist and Post-Communist Studies, №39 (2006) 59-71
13. Kalyuzhnova, Yelena & Kambhampati, Uma, 2008. «The determinants of individual happiness in Kazakhstan» - Economic Systems, Elsevier, vol. 32(3), pages 285-299, September.
14. Pamela Abbott & Claire Wallace (2012) Satisfaction and Societal Quality in Kazakhstan – H. Selin, G. Davcy (eds.). Happiness Across Cultures, Science Across Cultures: The History of Non-Western Science, DOI 10.1007/978-94-007-2700-7\_8, p. 107-120.
15. Inoguchi T., Fujii S. (2013) The Quality of Life in Asia. A Comparison of Quality of Life in Asia, 246 p.
16. Level and quality of life in Kazakhstan: modern state and main trends - Kazakhstan Institute for Strategic Studies under the President of the Republic of Kazakhstan, Astana, 2018, 104 pages.
17. Comprehensive Country Review of Kazakhstan - Part 1. Preliminary Assessment. @ OECD 2016
18. Land protests in Kazakhstan – <https://ru.wikipedia.org/wiki/%D0%97%D0%B5%D0%BC%D0%B5%D0%BB%D1%8C%D0%BD%D1%8B%D0%B5%D0%BF%D1%80%D0%BE%D1%82%D0%B5%D1%81%D1%82>

19. Veenhoven R. (2009) How do we assess how happy we are? Tenets, implications and tenability of three theories. In: Dutt, A. K. & Radcliff, B. (eds.) 'Happiness, Economics and Politics: Towards a multi-disciplinary approach', Edward Elger Publishers, Cheltenham UK, Chapter 3, page 45-69
20. Rothmann, I. & Veenhoven, R. (2015) Happiness in South Africa: Pattern of cheerful discontent. Optentia Newsletter 5 (2) 2, 7 August 2015
21. Kalmijn W. & Veenhoven R. (2005) Measuring inequality of happiness in nations: In search for proper statistics – Journal of Happiness Studies, Special issue on 'Inequality of Happiness in nations', 2005, vol. 6, pp. 357-396.
22. R. Veenhoven, Rank Report on Happiness in Georgia (GE), World Database of Happiness, Erasmus University Rotterdam, The Netherlands. Viewed on 12/28/2022 at [worlddatabaseofhappiness.eur.nl](http://worlddatabaseofhappiness.eur.nl)
23. R. Veenhoven, Rank Report on Happiness in Kyrgyzstan (KG), World Database of Happiness, Erasmus University Rotterdam, The Netherlands. Viewed on 12/28/2022 at [worlddatabaseofhappiness.eur.nl](http://worlddatabaseofhappiness.eur.nl)
24. R. Veenhoven, Rank Report on Happiness in Latvia (LV), World Database of Happiness, Erasmus University Rotterdam, The Netherlands. Viewed on 12/28/2022 at [worlddatabaseofhappiness.eur.nl](http://worlddatabaseofhappiness.eur.nl)
25. R. Veenhoven, Rank Report on Happiness in Lithuania (LT), World Database of Happiness, Erasmus University Rotterdam, The Netherlands. Viewed on 12/28/2022 at [worlddatabaseofhappiness.eur.nl](http://worlddatabaseofhappiness.eur.nl)
26. R. Veenhoven, Rank Report on Happiness in Russia (RU), World Database of Happiness, Erasmus University Rotterdam, The Netherlands. Viewed on 12/28/2022 at [worlddatabaseofhappiness.eur.nl](http://worlddatabaseofhappiness.eur.nl)
27. R. Veenhoven, Rank Report on Happiness in Moldova (MD), World Database of Happiness, Erasmus University Rotterdam, The Netherlands. Viewed on 12/28/2022 at [worlddatabaseofhappiness.eur.nl](http://worlddatabaseofhappiness.eur.nl)
28. R. Veenhoven, Rank Report on Happiness in Mongolia (MN), World Database of Happiness, Erasmus University Rotterdam, The Netherlands. Viewed on 12/28/2022 at [worlddatabaseofhappiness.eur.nl](http://worlddatabaseofhappiness.eur.nl)
29. R. Veenhoven, Rank Report on Happiness in Tajikistan (TJ), World Database of Happiness, Erasmus University Rotterdam, The Netherlands. Viewed on 12/28/2022 at [worlddatabaseofhappiness.eur.nl](http://worlddatabaseofhappiness.eur.nl)
30. R. Veenhoven, Rank Report on Happiness in Turkmenistan (TM), World Database of Happiness, Erasmus University Rotterdam, The Netherlands. Viewed on 12/28/2022 at [worlddatabaseofhappiness.eur.nl](http://worlddatabaseofhappiness.eur.nl)

31. R. Veenhoven, Rank Report on Happiness in Ukraine (UA), World Database of Happiness, Erasmus University Rotterdam, The Netherlands. Viewed on 12/28/2022 at [worlddatabaseofhappiness.eur.nl](http://worlddatabaseofhappiness.eur.nl)

32. R. Veenhoven, Rank Report on Happiness in Uzbekistan (UZ), World Database of Happiness, Erasmus University Rotterdam, The Netherlands. Viewed on 12/28/2022 at [worlddatabaseofhappiness.eur.nl](http://worlddatabaseofhappiness.eur.nl)

33. R. Veenhoven, Rank Report on Happiness in Azerbaijan (AZ), World Database of Happiness, Erasmus University Rotterdam, The Netherlands. Viewed on 12/28/2022 at [worlddatabaseofhappiness.eur.nl](http://worlddatabaseofhappiness.eur.nl)

34. R. Veenhoven, Rank Report on Happiness in Armenia (AM), World Database of Happiness, Erasmus University Rotterdam, The Netherlands. Viewed on 12/28/2022 at [worlddatabaseofhappiness.eur.nl](http://worlddatabaseofhappiness.eur.nl)

35. R. Veenhoven, Rank Report on Happiness in Belarus (BY), World Database of Happiness, Erasmus University Rotterdam, The Netherlands. Viewed on 12/28/2022 at [worlddatabaseofhappiness.eur.nl](http://worlddatabaseofhappiness.eur.nl)

36. R. Veenhoven, Rank Report on Happiness in Estonia (EE), World Database of Happiness, Erasmus University Rotterdam, The Netherlands. Viewed on 12/28/2022 at [worlddatabaseofhappiness.eur.nl](http://worlddatabaseofhappiness.eur.nl)

i

---

<sup>i</sup> Variables from the data file [States of Nations](#) used are:

- age: r\_LS\_Age\_2010-2020
- gender: r\_LS\_Gender\_2010-2020
- children: r\_LS\_ChildEver\_2010-2020
- marital status: r\_LS\_Married\_2010-2020
- education: r\_LS\_Education\_2010-2020
- income: r\_LS\_Income\_2010-2020
- social status: r\_LS\_SES2\_2010-2020
- memberships: r\_LS\_Memberss\_2010-2020