



МОНГОЛ УЛСЫН ИХ СУРГУУЛЬ

ШИНЖЛЭХ УХААНЫ СУРГУУЛЬ

МОНГОЛ
УЛСЫН
ИХ
СУРГУУЛЬ

ФИЗИК


2018 №26 (490)

МОНГОЛ УЛСЫН ИХ СУРГУУЛЬ ШИНЖЛЭХ УХААНЫ СУРГУУЛЬ

МУИС-ийн Эрдэм шинжилгээний бичиг

ФИЗИК

№26 (490)



МУИС ПРЕСС ТӨВ ХЭВЛЭХ ҮЙЛДВЭР

Редакцийн зөвлөл:

Зөвлөлийн дарга:

Док. Проф. Ж.Даваасамбуу
Монгол Улсын Их Сургууль

Гишүүд:

- | | |
|----------------------------------|--------------------------|
| 1. Док. Проф. Б.Бурмаа | Монгол Улсын Их Сургууль |
| 2. Док. Проф. Н.Цогбадрах | Монгол Улсын Их Сургууль |
| 3. Док. Проф. П.Энхбаяр | Монгол Улсын Их Сургууль |
| 4. Док. Дэд проф. Ж.Ванчинхүү | Монгол Улсын Их Сургууль |
| 5. Док. Дэд проф. Д.Улам-Оргих | Монгол Улсын Их Сургууль |
| 6. Док. Дэд проф. Ц.Баатарчулуун | Монгол Улсын Их Сургууль |
| 7. Док. Ц.Энхбат | Шинжлэх Ухааны Академи |
| 8. Док. Ч.Содбилэг | Шинжлэх Ухааны Академи |
| 9. Док. Дэд проф. П.Мөнхбаатар | Монгол Улсын Их Сургууль |
| 10. Док. Дэд проф. С.Мөнхцэцэг | Монгол Улсын Их Сургууль |
| 11. Док. Дэд проф. Н.Төвжаргал | Монгол Улсын Их Сургууль |
| 12. Док. Дэд проф. Б.Мөнхбат | Монгол Улсын Их Сургууль |
| 13. Док. Дэд проф. С.Одмаа | Монгол Улсын Их Сургууль |
| 14. Док. Дэд проф. Х.Тэгшжаргал | Монгол Улсын Их Сургууль |
| 15. Док. Ч.Алдармаа | ШУТИС |

Дугаарыг эмхтгэсэн:

Редакцын зөвлөлийн нарийн бичгийн дарга

Док. Г.Эрдэнэ-Очир

Монгол Улсын Их Сургууль

МУИС-ийн ШУС-ийн Физикийн тэнхим,
© Монгол улсын их сургууль,
Их сургуулийн гудамж-1, Сүхбаатар дүүрэг,
Улаанбаатар – 210646, Монгол улс, 2018

ISSN 2311-1097

ГАРЧИГ

1. Солонгосын хойг болон түүний зэргэлдээх газар нутгуудын Релейн долгионы дисперсийн анализ Б.Жавзандолгор, Жу Бон Гон.....	1-5
2. Резонансны энергитэй нейтрон идэвхжилээр алт тодорхойлоход саад болох идэвхжил болон дулааны нейтроны нөлөөг бууруулах арга зүй Д.Баатархүү, Н.Ганбаатар.....	6-9
3. Микротроны ФНСС дээр резонансны нейтроноор идэвхжүүлж алт тодорхойлоход нейтроны урсгалын зөрөө, сулралыг тооцох Д.Баатархүү, Н.Ганбаатар.....	10-14
4. Нүүрстөрөгчийн нанометрийн эрэмбийн хэмжээтэй бүтцүүдийн механик онцлогууд Ж. Ванчинхүү, Б. Бат-Эрдэнэ, Э. Баянжаргал.....	15-19
5. Цөмийн өгөгдлийн JENDL-3.3 болон JENDL-4.0 санг ашигласан үр дүнгийн харьцуулалт Т.Жамъянсүрэн, С. Одмаа.....	20-24
6. SU(2) ба SU(3) бүлэгт суурилсан латтис гэйж онолуудаас гарах физик үр дүнгүүдийн ялгаа Г.Энхтуяа, Ч.Содбилэг, П.Баттогтох.....	25-31
7. Поликристаллын дифракцийн үр дүнг боловсруулах Ж.Даваасамбуу.....	32-36
8. Тамсагийн сав газрын гүний тогтоц Б.Даариймаа, Ц.Баатарчулуун.....	37-40
9. Resonance states in the simple schematic two-body model D.Dolzodmaa, G.Khuukhenkhuu, K.Katō, S.Davaa, A.Sarsembayeva, M.Odsuren.....	41-43
10. Максвеллийн тэгшитгэлийн, өөрөө цуглуулагч оптик керр орчинд асимптот бөхөх гэрлийн соронзон долгио шийд. Түүний зарим хялбар хэрэглээ. Г.Очирбат, О.Нямсүрэн, Д.Улам-Оргих.....	44-48
11. Максвеллийн тэгшитгэлийн, өөрөө сарниулагч оптик керр орчинд асимптот бөхөх гэрлийн соронзон долгио шийд. Түүний зарим хялбар хэрэглээ. Г.Очирбат, О.Нямсүрэн, Д.Улам-Оргих.....	49-55
12. Properties of hydroxyapatite doped by fullerenes and carbon nanotubes E.M. Shpilevsky, S.A. Filatov, G.Shilagardi, P.Tuvshintur, D.Ulam-Orgikh, D.Timur-Bator.....	56-59
13. Molecular spectroscopy analysis of Alagtolgoi coal S.Munkhtsetseg, O.Gerelmaa.....	60-64

Resonance states in the simple schematic two-body model

D.Dolzodmaa^{1,*}, G.Khuukhenkhuu¹, K.Katō², S.Davaa¹, A.Sarsembayeva³, M.Odsuren¹

¹ School of Engineering and Applied Sciences and Nuclear Research Center, National University of Mongolia, Ulaanbaatar 210646, Mongolia

² Nuclear Reaction Data Centre, Faculty of Science, Hokkaido University, Sapporo 060-0810, Japan

³ School of Industrial Engineering after A. Burkitbaev, Satbayev University, Almaty, 0500013, Kazakhstan

The aim of this work is to obtain resonance states in the simple schematic two-body model. We take up two-body systems, which are described by Schrodinger equation. To obtain resonance states, we apply a simple schematic potential and complex scaling method (CSM). In the CSM, the resonance wave functions are obtained as eigenstates together with bound states by carrying out the diagonalization of the complex scaled Hamiltonian. By finding eigenvalues, we can show the distribution of resonance states in the complex energy plane. As a result, we obtain 5 and 4 resonance states for $J^\pi = 0^+, 1^-$ states, respectively.

INTRODUCTION

During the last several decade resonance problems have covered an important and crucial research area in nuclear physics. Recently, it has attracted much attention that the complex scaling method (CSM) [1-2] is successfully utilized for description of many-body resonant states in light and middle mass nuclei. Although many problems have been solved so far, but further researches are required still. In this study, the complex scaling method is applied to a simple schematic two-body model [3] and its reliability is confirmed. For this purpose, several resonance states of $J^\pi = 0^+$ and 1^- partial waves are investigated using the simple schematic potential.

COMPLEX SCALING METHOD

In the last quarter century, a remarkable development in the description of resonances in quantum many-body systems has been realized through application of the CSM.

Originally, the CSM was proposed by Aguilar, Combes, and Balslev in 1971 [1]. Simon advocated this method as a direct approach of obtaining many-body resonances. The use of "direct" implies that the resonance wave functions are directly obtained with complex energy eigenvalues of the quantum many-body system by solving an eigenvalue problem of the complex-scaled Schrodinger equation, $H^\theta \psi^\theta = E^\theta \psi^\theta$ with a real scaling angle θ . In the CSM, we take the imaginary value $i\theta$ as a parameter of the transformation.

The CSM has been proposed to solve the resonance states in the similar way as bound state problems. In the CSM, the distance of the relative coordinate is

rotated as $r \rightarrow re^{i\theta}$ in the complex coordinate plane by introducing a real parameter θ . Therefore, the Schrödinger equation

$$\hat{H}|\Psi\rangle = E|\Psi\rangle \quad (1)$$

is rewritten as

$$\hat{H}(\theta)|\psi^\theta\rangle = E^\theta|\psi^\theta\rangle, \quad (2)$$

where $\hat{H}(\theta)$ and ψ^θ are the complex scaled Hamiltonian and the wave function, respectively. $U(\theta)$ operates on a function Ψ , that is,

$$\psi^\theta = U(\theta)\Psi(r) = e^{\frac{3}{2}i\theta}\Psi(re^{i\theta}). \quad (3)$$

The eigenvalues and eigenstates are obtained by solving the complex scaled Schrodinger equation Eq.(2). The eigenvalues of resonance states are found as $E^\theta = E_r - i\Gamma_r/2$, where E_r is resonance energy and Γ_r -width of the resonant state. More detailed explanation of the CSM is given in Refs.[1, 2]. The complex scaled Hamiltonian of inter cluster motion is given by

$$\hat{H}(\theta) = U(\theta)\hat{H}U^{-1}(\theta). \quad (4)$$

RESULTS AND DISCUSSIONS

The Hamiltonian of the present model is given as

$$H = -\frac{\hbar^2}{2\mu}\nabla^2 + V(r), \quad (5)$$

where

$$V(r) = -8.0 \exp(-0.16r^2) + 4.0 \exp(-0.04r^2). \quad (6)$$

For simplicity, we put $\frac{\hbar^2}{\mu} = 1$ (MeV fm²). This potential introduced in Ref. [3] has an attractive

* Electronic address: dolzodmaa1004@yahoo.com

pocket in a short range but a repulsive barrier at a large distance. Putting Eq.(6) in Eq.(5), we solve the Schrödinger equation (Eq.(2)). To solve the Eq. (2), we employ the Gaussian basis functions given as

$$u_i(\hat{r}) = N_i(b_i)r^l \exp\left(-\frac{1}{2b_i^2}r^2\right)Y_{lm}(\hat{r}), \quad (7)$$

where the range parameters are given by a geometric progression as $b_i = b_0\gamma^{i-1}$, $i = 1, 2, \dots, N$.

In this calculation, we apply $N = 20$ and employ the optimal values of b_0 and γ to obtain stationary resonance solutions.

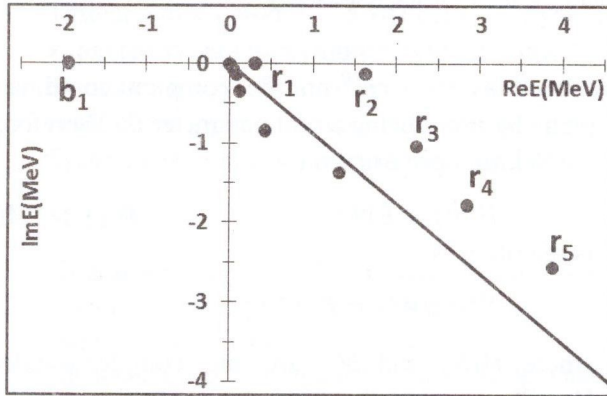


Figure 3. Distribution of energy eigenvalues of the $J^\pi = 0^+$ wave. Symbols (b_1) and (r_1, r_2, r_3, r_4, r_5) represent bound and resonance solutions, respectively. We here employ scaling angle $\theta = 15^\circ$. The solid line from the origin indicates the so-called 2θ line describing the branch cut.

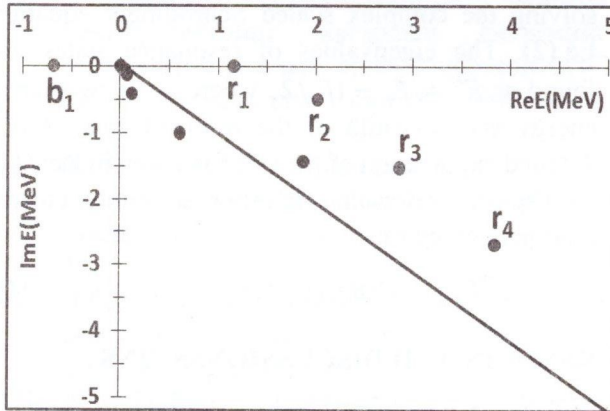


Figure 4. Distribution of energy eigenvalues of the $J^\pi = 1^-$ wave. Symbols (b_1) and (r_1, r_2, r_3, r_4) represent bound and resonance solutions, respectively. We here employ scaling angle $\theta = 15^\circ$. The solid line from the origin indicates the so-called 2θ line describing the branch cut.

To obtain stationary values for the parameters of resonances, we apply the so-called b and θ trajectory methods. Using a property that b and θ trajectories should be orthogonal to each other, we can easily determine the stationary point of the resonance energy with high precision by drawing these trajectories for the obtained eigen-energies [4].

We fixed Gaussian basis function's length parameter b from 0.15 to 0.25 and θ from 5 to 25 for the θ trajectory. The b trajectory was found to be roughly a circle. The true solution for resonance energy should be inside this circle, because the b trajectory is orthogonal to the θ trajectory. Therefore, we determined resonance energy as the center of the circle.

When we plot both the b and θ trajectories, we obtain an accurate estimate of the resonance position.

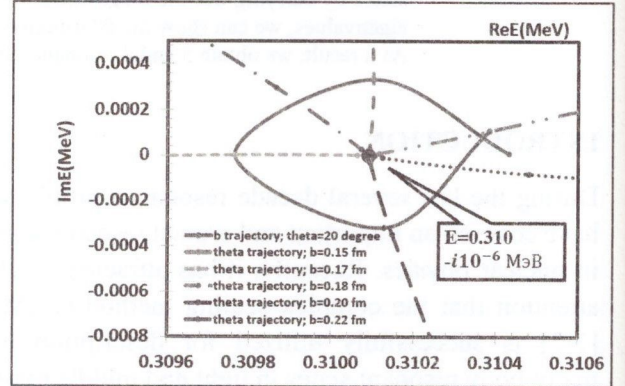


Figure 1. Resonance energy eigenvalues of the $J^\pi = 0^+$ wave by drawing b and θ trajectories.

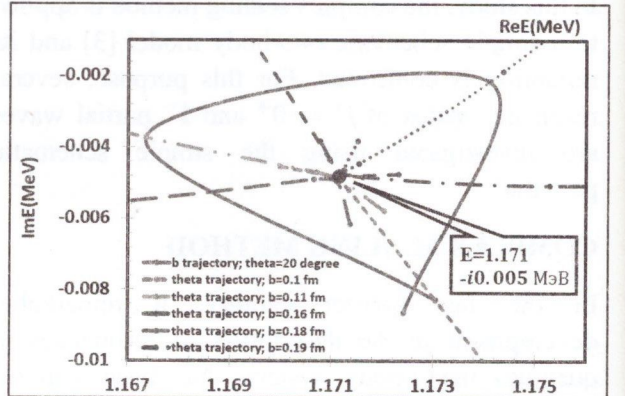


Figure 2. Resonance energy eigenvalues of the $J^\pi = 1^-$ wave by drawing b and θ trajectories.

In Tables 1 and 2, we show numerical values of the calculated bound and resonant states for the $J^\pi = 0^+$ and 1^- waves respectively, and compare to the results (left) that takes from the Ref. [5].

Table 1. Bound and resonance states energies with decay widths calculated for the $J^\pi = 0^+$ wave.

0^+ wave*		0^+ wave	
E(MeV)	State	E(MeV)	State
-1.928	Bound	-1.928	Bound
0.310- $i10^{-6}$	Resonance	0.310- $i10^{-6}$	Resonance

1.632- $i0.123$	Resonance	1.633- $i0.123$	Resonance
2.249- $i1.040$	Resonance	2.249- $i1.075$	Resonance
2.854- $i2.570$	Resonance	2.850- $i1.800$	Resonance
		3.875- $i2.575$	Resonance

* From previous data [5]

Table 2. Bound and resonance energies with decay widths calculated for the $J^\pi = 1^-$ state.

1^- wave*		1^- wave	
E(MeV)	State	E(MeV)	State
-0.675	Bound	-0.675	Bound
1.171- $i0.005$	Resonance	1.171- $i0.005$	Resonance
2.031- $i0.489$	Resonance	2.018- $i0.493$	Resonance
2.832- $i1.199$	Resonance	2.830- $i1.510$	Resonance
3.934- $i1.788$	Resonance	3.655- $i2.500$	Resonance

* From previous data [5]

It can be seen that from Tables 1 and 2, two calculated results are similar to each other.

SUMMARY

In this study, we employed the simple potential model which gives a bound and several resonance states for $J^\pi = 0^+$ and 1^- waves. Present calculated results are compared with the previous calculated result and we obtained both results are similar to each other.

REFERENCES

- [1] Y.K. Ho, Phys. Rep.99,1(1983).
- [2] T. Myo, Y. Kikuchi, H. Masui, K. Katō, Prog. Part. Nucl.Phys. 79, 1 (2014).
- [3] A. Csótó, B. Gyarmati, A. T. Kruppa, K. F. Pál, and N. Moiseyev, Phys. Rev. A 41, 3469 (1990).
- [4] Sh. Aoyama, T. Myo, K. Katō, K. Ikeda, Prog. Theor.Phys. 116, 1 (2006).
- [5] M. Odsuren, K. Kato, M. Aikawa, Nucl. Data Sheets 120, 126 (2014).